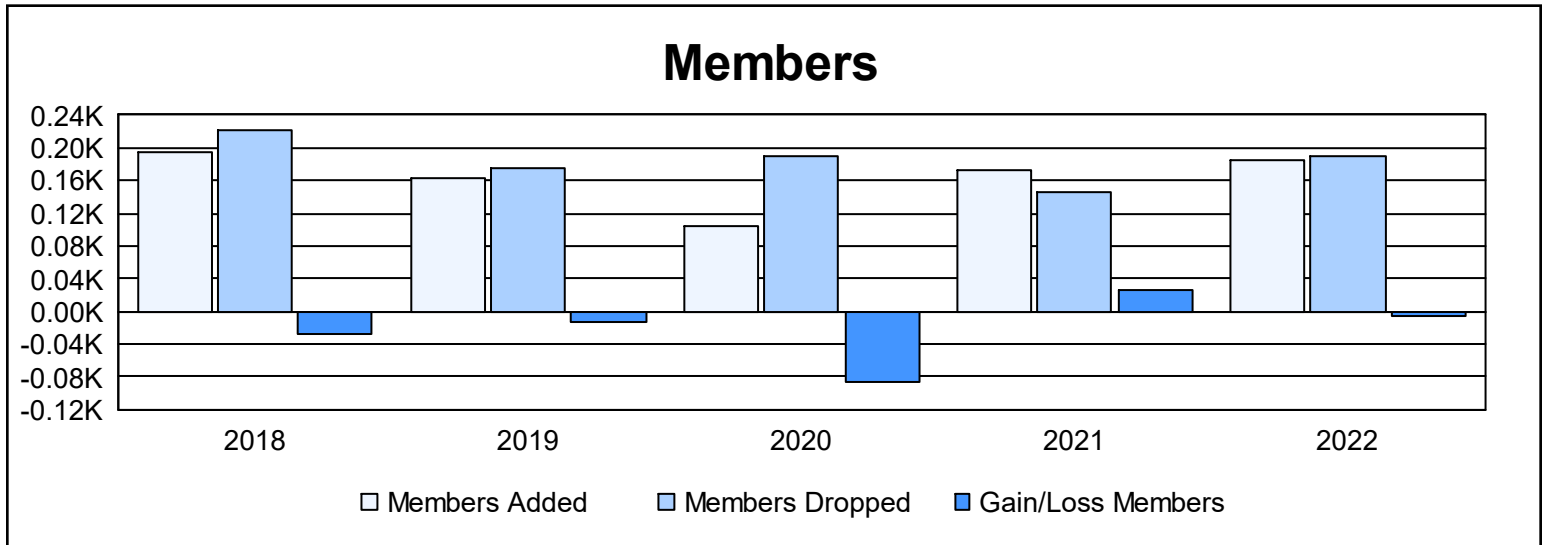
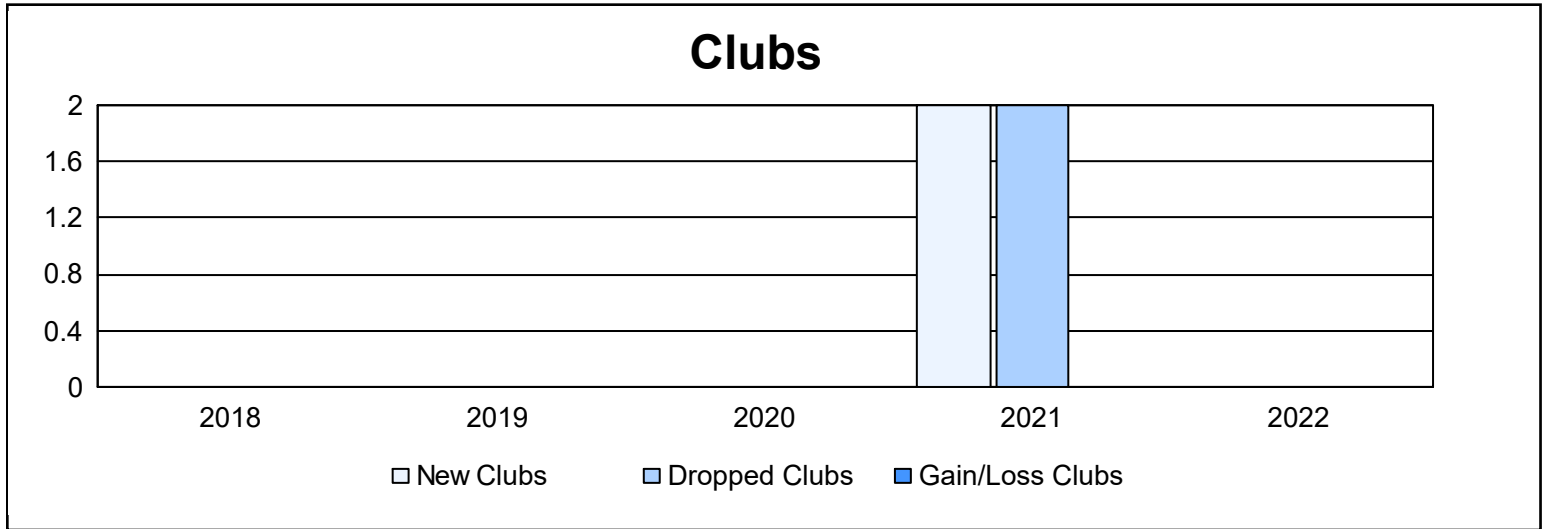
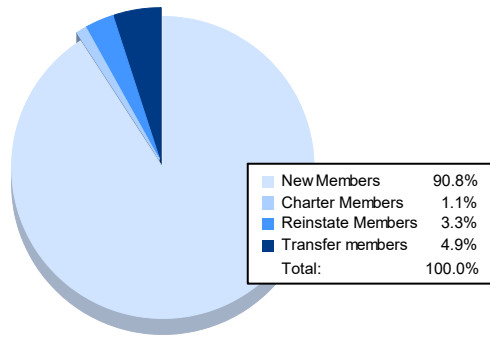


Year	New Clubs	Dropped Clubs	Gain/ Loss Clubs	New Members	Charter Members	Reinstate Members	Transfer Members	Total Member Added	Total Members Dropped	Gain/ Loss Members
2017-2018	0	0	0	168	4	9	13	194	222	-28
2018-2019	0	0	0	138	0	17	7	162	175	-13
2019-2020	0	0	0	89	2	8	6	105	190	-85
2020-2021	2	2	0	86	68	7	12	173	147	26
2021-2022	0	0	0	167	2	6	9	184	190	-6
<b>Average</b>	<b>0</b>	<b>0</b>	<b>0</b>	<b>130</b>	<b>15</b>	<b>9</b>	<b>9</b>	<b>164</b>	<b>185</b>	<b>-21</b>



### Membership Composition June 2022 Cumulative



### Gender Composition June 2022 Cumulative

